




Student Name: \_\_\_\_\_ Date: \_\_\_\_\_

Colour the letter 'r' with red and circle the correct picture.

'r' is for red.



Trace letter 'r'

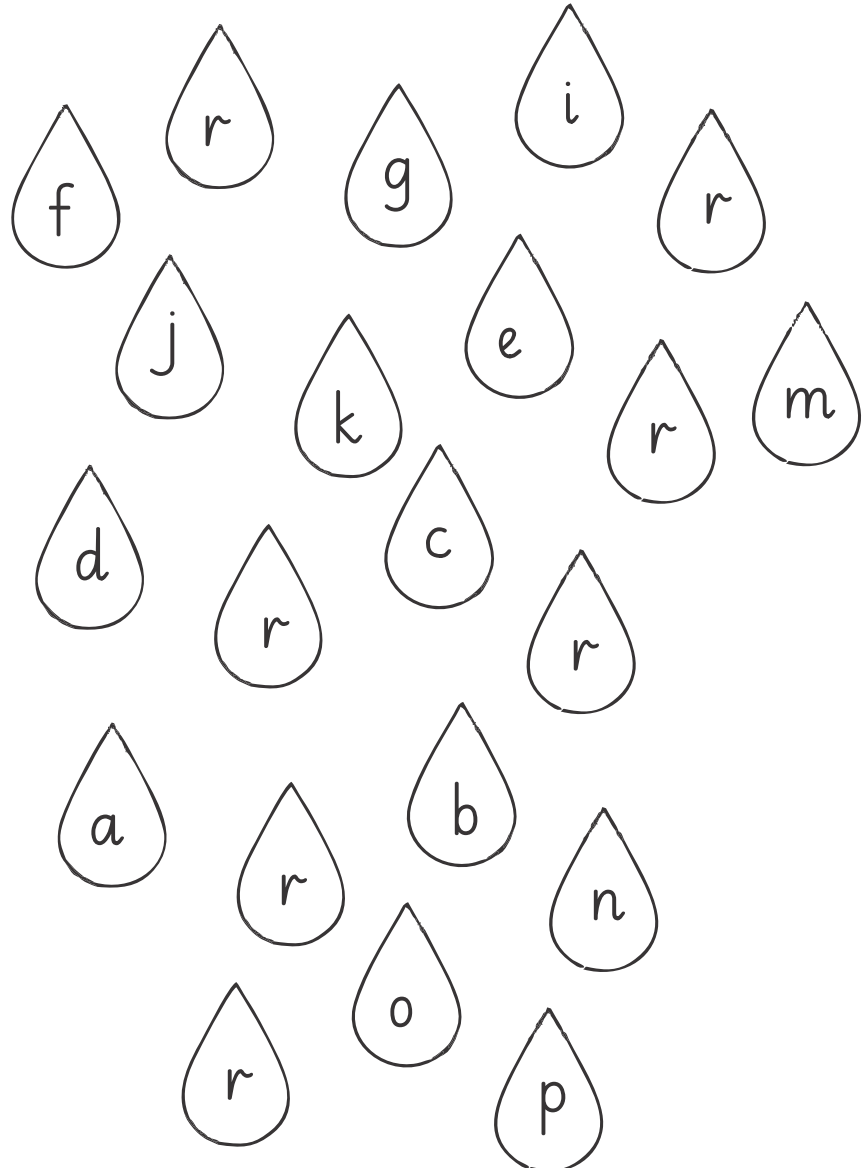




Student Name: \_\_\_\_\_ Date: \_\_\_\_\_

Find and colour the raindrops which contain the letter 'r'.



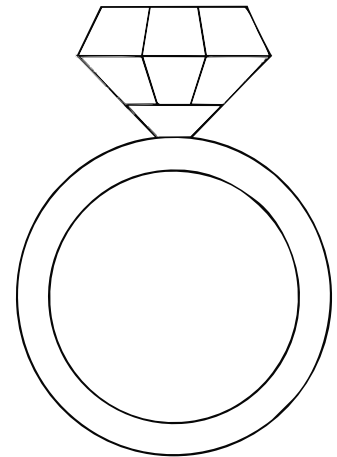
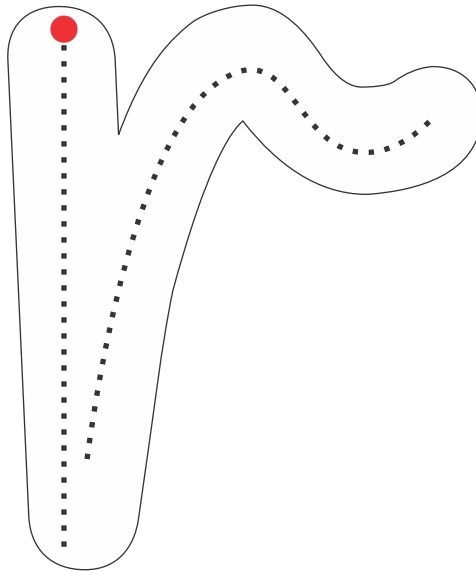



'r' is for rain / raindrops.





Student Name: \_\_\_\_\_ Date: \_\_\_\_\_

Colour the picture start with letter 'r'.


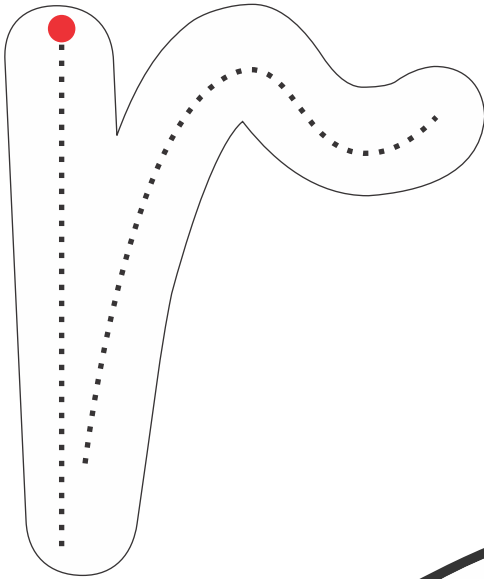




Student Name: \_\_\_\_\_ Date: \_\_\_\_\_

Trace the letter 'r'. Paste the cotton balls in the clouds and colour the rainbow:

'r' is for rainbow.




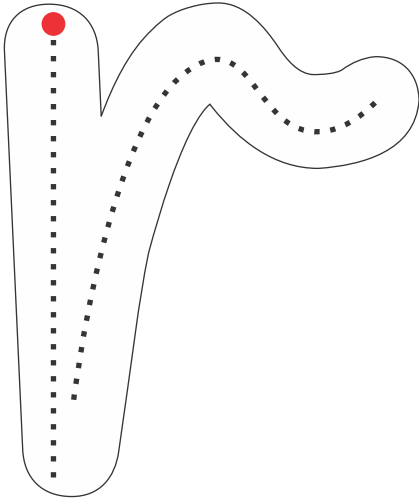


scan QR code  
for catalogue

Student Name: \_\_\_\_\_ Date: \_\_\_\_\_

Colour the rocket and trace letter 'r'.

'r' is for rocket:



Four rows of handwriting practice lines. Each row contains four dotted lowercase 'r' characters for tracing, each with a red starting dot at the top.